

FG20121

FIAMM
 +-----+
 SSLA Products
FG series

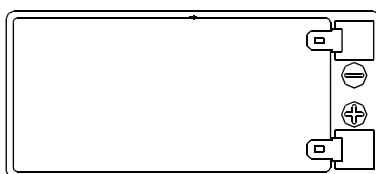
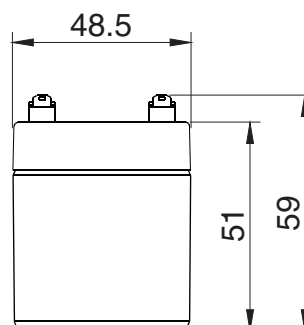
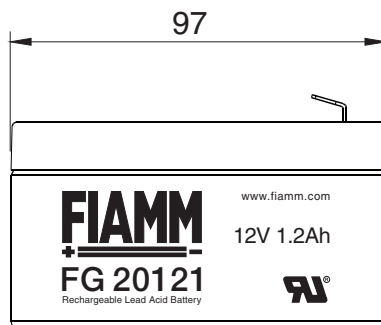
FG20121 is a general purpose application battery. Within the FG range Fiamm offer 6V and 12V monoblocs at various amp hour capacities enable the right battery selection for each requirement. FIAMM is a Manufacturer of VRLA batteries; and is supported by a dedicated sales network with market knowledge and experience of small sealed lead acid battery applications.

**12 Volt
 1.2 Ah**



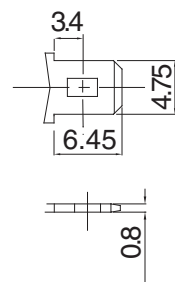
Features

Nominal Voltage	12 Volt
Nominal Capacity	1.2 Ah 20 hours rate to 1.75 Vpc at 25 °C
Float charging voltage	13.50 - 13.80 V/bloc at 25 °C
Boost charge voltage	14.40 - 15.00 V/bloc at 25 °C
Float voltage compensation	-18mV/°C
Maximum charging current	0.3 A
Case	ABS with HB fiammability rate (according UL 94)
Internal resistance	147.5 mΩ in full charged condition
Weight	0.60 kg
Dimensions	L x W x H (TH): 97 x 48.5 x 50.5 (55)
Operative temperature range	-20 °C to 50 °C
Shelf life procedures	As batteries lose part of their capacity, during storage, due to self discharge. Fiamm recommends FG range of batteries can be stored for 6 months at an ambient temperature of 20 and 25 °C (see attached graph on reverse). Longer storage requires a recharge. This should be carried out in line with Fiamm recommended method; 2.4 V/cell for no longer than 24 hours at 20 °C

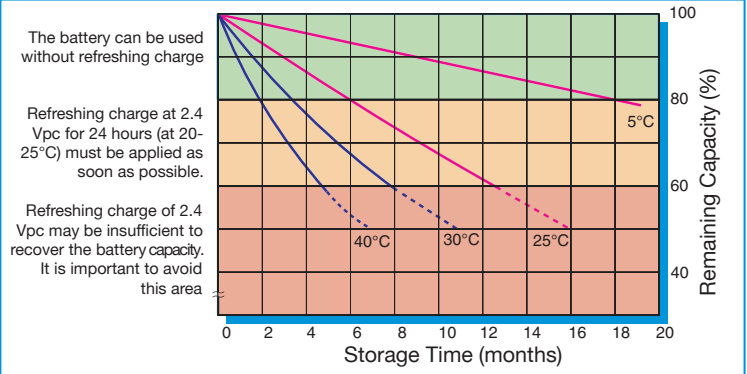


The dimensions have a tolerance of : ± 1.6%

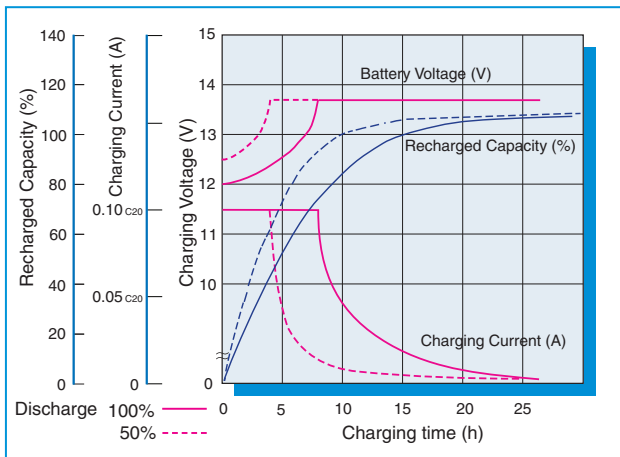
Faston 4.8 mm



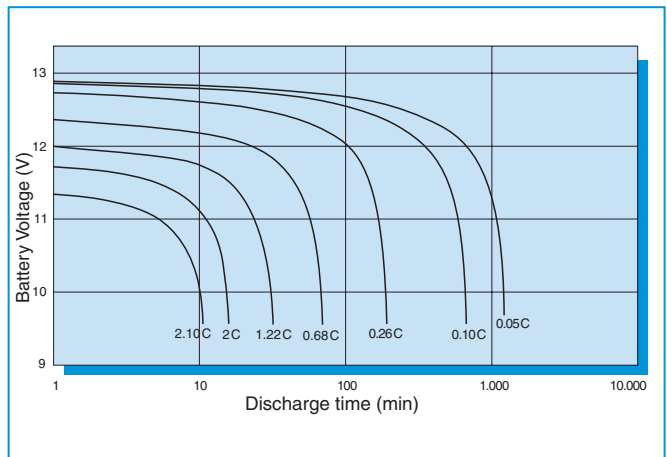
Capacity loss during storage at various temperatures



Battery Voltage and Charge Time for Standby Use (at 25°C)



Discharge curves at different current / final voltage (at 25°C)



Constant Current discharge table (Amperes)

end voltage	5 min	10 min	15 min	20 min	30 min	45 min	1 hour	2 hour	3 hour	5 hour	10 hour	20 hour
9.60 V	3.90	2.72	2.04	1.65	1.16	0.84	0.67	0.40	0.30	0.20	0.11	0.06
9.90 V	3.85	2.70	2.03	1.64	1.16	0.84	0.67	0.40	0.29	0.20	0.11	0.06
10.02 V	3.79	2.66	2.01	1.62	1.15	0.84	0.66	0.40	0.29	0.20	0.11	0.06
10.20 V	3.66	2.59	1.97	1.59	1.14	0.83	0.66	0.40	0.29	0.20	0.11	0.06
10.50 V	3.40	2.43	1.88	1.52	1.12	0.82	0.65	0.39	0.29	0.19	0.11	0.06
10.80 V	3.15	2.27	1.77	1.44	1.07	0.77	0.61	0.36	0.26	0.18	0.11	0.06

Constant Power discharge table (Watts per bloc)

end voltage	5 min	10 min	15 min	20 min	30 min	45 min	1 hour	2 hour	3 hour	5 hour	10 hour	20 hour
9.60 V	39.1	28.4	21.7	17.7	12.7	9.38	7.53	4.57	3.40	2.31	1.31	0.72
9.90 V	38.7	28.2	21.6	17.6	12.7	9.38	7.53	4.56	3.39	2.31	1.31	0.72
10.02 V	38.1	27.8	21.4	17.5	12.6	9.35	7.51	4.55	3.38	2.30	1.30	0.72
10.20 V	36.8	27.0	21.0	17.1	12.5	9.28	7.46	4.54	3.36	2.29	1.30	0.72
10.50 V	34.3	25.5	20.1	16.5	12.3	9.19	7.38	4.50	3.34	2.26	1.29	0.72
10.80 V	32.0	24.0	19.1	15.7	11.9	8.67	6.99	4.14	3.10	2.13	1.24	0.70

FIAMM reserves the right to change or revise without notice any information or detail given in this publication