

# GEL SERIES- Deep cycle GEL

## 463-8930(12V75AH)

### Specification

Nominal Voltage	12V
Nominal Capacity(20HR)	75.0AH
Dimension	Length 255±1mm (10.0 inches)
	Width 170±1mm (6.69 inches)
	Container Height 204.5±1.5mm (8.05 inches)
	Total Height (with Terminal) 207.5±1.5mm (8.17 inches)
Approx Weight	Approx 23.2 kg (51.2lbs)
Terminal	T6
Container Material	ABS
Rated Capacity	75.6 AH/3.78A (20hr, 1.80V/cell, 25°C/77°F)
	72.0 AH/7.20A (10hr, 1.80V/cell, 25°C/77°F)
	63.0 AH/12.6A (5hr, 1.75V/cell, 25°C/77°F)
	56.1 AH/18.7A (3hr, 1.75V/cell, 25°C/77°F)
	46.7AH/46.7A (1hr, 1.60V/cell, 25°C/77°F)
Max. Discharge Current	700A (5s)
Internal Resistance	Approx 6.4mΩ
Operating Temp. Range	Discharge : -20~55°C (-4~131°F)
	Charge : 0~40°C (32~104°F)
	Storage : -20~50°C (-4~122°F)
Nominal Operating Temp. Range	25±3°C (77±5°F)
Cycle Use	Initial Charging Current less than 12A.
	Voltage 14.1V~14.4V (14.1V is optimum) at 25°C(77°F).
Standby Use	No limit on Initial Charging Current .Voltage 13.5V~13.8V
	(13.5V is optimum) at 25°C(77°F) . Coefficient -18mV/°C
Capacity affected by Temperature	40°C (104°F) 103%
	25°C (77°F) 100%
	0°C (32°F) 86%
Self Discharge	GEL series batteries may be stored for up to 9 months at 25°C(77°F) and then a freshening charge is required. For higher temperatures the time interval will be shorter.



- ◆ Railway and marine systems
- ◆ Electric tools
- ◆ Vehicle in place of walking
- ◆ Lawn mowers
- ◆ Golf trolleys and golf cart
- ◆ Electric toys
- ◆ Portable power
- ◆ Wheelchairs
- ◆ Medical equipments.



### Constant Current Discharge (Amperes) at 25 °C (77°F)

F.V/Time	10m in	15m in	20m in	30m in	45m in	1H	2H	3H	4H	5H	6H	8H	10H	20H
1.85V/cell	88.9	77.0	69.2	55.0	41.9	35.0	22.0	16.6	13.5	11.6	10.07	8.13	6.90	3.73
1.8V/cell	106.8	89.0	78.7	61.3	47.1	38.9	23.9	17.9	14.5	12.3	10.69	8.58	7.20	3.78
1.75V/cell	123.8	101.3	87.5	66.8	50.2	41.2	25.0	18.7	15.1	12.6	11.02	8.78	7.36	3.99
1.7V/cell	137.6	110.3	93.9	70.8	52.5	43.0	26.3	19.3	15.5	13.1	11.33	8.98	7.49	4.05
1.65V/cell	147.3	115.9	97.9	73.5	54.5	44.5	27.0	19.9	15.9	13.4	11.55	9.12	7.61	4.10
1.6V/cell	160.6	123.9	104.8	77.9	57.6	46.7	28.0	20.5	16.4	13.8	11.81	9.24	7.72	4.14

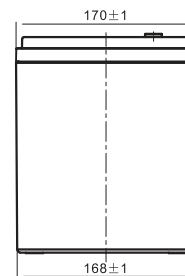
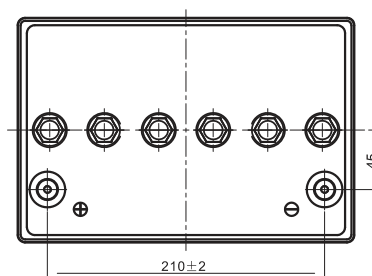
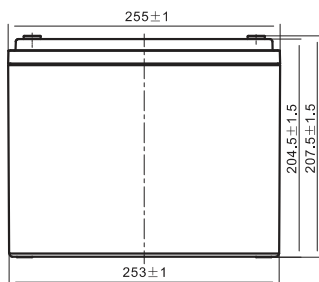
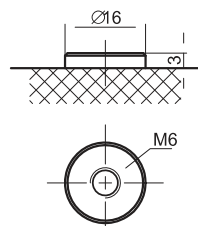
### Constant Power Discharge (Watts) at 25 °C (77°F)

F.V/Time	10min	15min	20min	30min	45min	1H	2H	3H	4H	5H	6H	8H	10H	20H
1.85V/Cell	167.0	145.7	132.1	105.9	81.1	68.0	42.9	32.4	26.6	22.9	19.9	16.1	13.7	7.7
1.80V/Cell	197.7	165.9	148.2	116.7	90.4	75.3	46.3	34.8	28.4	24.2	21.1	17.0	14.4	7.8
1.75V/Cell	225.8	186.6	163.2	126.3	95.8	79.2	48.4	36.3	29.4	24.9	21.7	17.4	14.6	8.0
1.70V/Cell	247.2	201.2	173.7	132.9	99.7	82.4	50.6	37.5	30.2	25.6	22.2	17.7	14.8	8.1
1.65V/Cell	261.7	209.1	179.6	137.1	103.0	85.0	51.8	38.4	30.8	26.1	22.6	18.0	15.1	8.2
1.60V/Cell	280.1	220.5	190.2	143.8	108.0	88.5	53.4	39.5	31.6	26.7	23.1	18.2	15.3	8.2

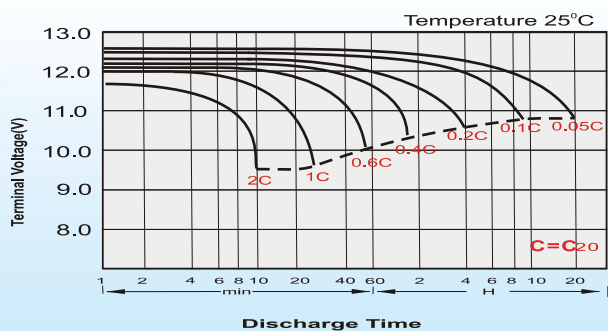
# Dimensions

## T6 Terminal

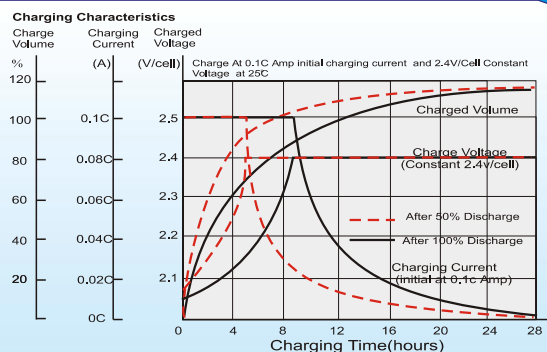
Unit: mm [inches]



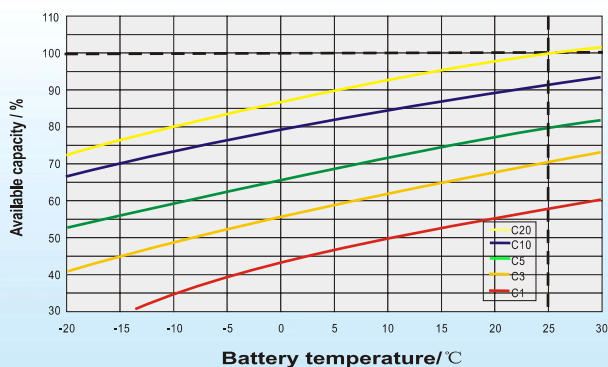
## Discharge Characteristics



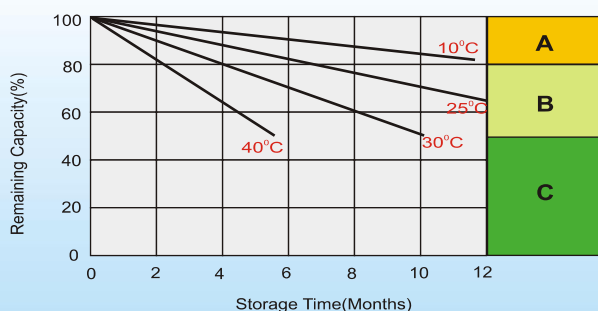
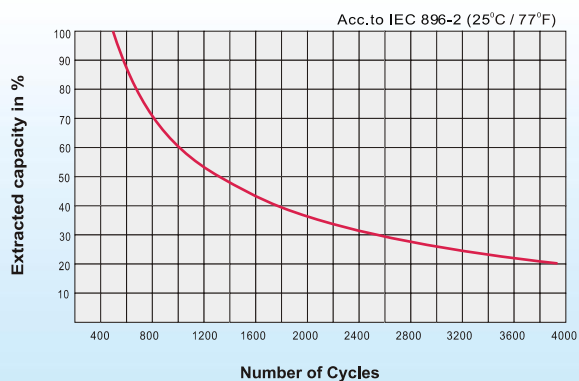
## Charging Characteristics (cycle use)



## Temperature Effects in Relation to Battery Capacity



## Cycle Life in Relation to Depth of Discharge



## Self Discharge Characteristics

- A** No supplementary charge required  
(Carry out supplementary charge before use if 100% capacity is required.)
- B** Supplementary charge required before use. Optional charging way as below:
  1. Charged for above 3 days at limited current 0.25CA and constant volatge 2.25V/cell.
  2. Charged for above 20hours at limited current 0.25CA and constant volatge 2.45V/cell.
  3. Charged for 8~10hours at limited current 0.05CA .
- C** Supplementary charge may often fail to recover the capacity.  
The battery should never be left standing till this is reached.

## Sales Office

### Sweden

Cell tech AB,  
Äggelundavägen 2,175 l 2 Järfälla , Sweden  
TEL: +41 8 445 7870  
FAX: +41 8 445 7878  
E-mail:order@celltech.se  
www.celltech.se

### Finland and Baltic countries

Celltech oy  
Höyläämötie 11A, 00380 Helsinki,Finland  
TEL: +358 (0)207 999 l 40  
FAX: +358 (0)207 999 l 41  
E-mail:info@celltech.fi  
www.celltech.fi

### Denmark

Celltech A/S  
Lejrvej 25 , 3500 Værloese Denmark  
TEL: +45 7025 2201  
FAX: +45 7025 2202  
E-mail:info@celltech.dk  
www.celltech.dk